



Winton Motor Raceway

Round 2 : March 12 - 14



AUSTRALIAN SUPERSPORT CHAMPIONSHIP

Practice 1

Date: 12/03/21
 Event: P03
 Weather: Sunny - Temp: 23.8C
 Track: Dry - Temp: 29.4C

Started at: 09:47:50
 Laps: 25 Min
 Starters: 19
 Printed at: 10:24


CLASSIFICATION

Pos	No	Name	Machine	Fastest Lap	On Lap	Behind Leader	Behind Prev
1	17	Broc PEARSON (QLD) / City2Surf Locksmith / YRD	Yamaha YZF-R6	1:23.726	12 of 12		
2	85	Ty LYNCH (SA) / Metcher Motorsport	Yamaha YZF-R6	1:23.762	10 of 11	.036	.036
3	26	Tom EDWARDS (NSW) / Bikebiz / Inglis Plumbing	Yamaha YZF-R6	1:24.015	5 of 5	.289	.253
4	68	Luke POWER (VIC) / PROWORX / Blayney M-c / Well Sprung M-c Suspension / Penrite Oil	Kawasaki ZX6R	1:24.098	12 of 12	.372	.083
5	127	Max STAUFFER (NSW) / MotoStars / RS+C / Doctor Mak / Yamaha / YRD / Motul / Pirelli	Yamaha YZF-R6	1:24.108	10 of 15	.382	.010
6	39	Scott NICHOLSON (VIC) / Traction Control M-sport / G. Williams Motorcycle Eng. / RST Moto / KYT	Yamaha YZF-R6	1:24.351	5 of 10	.625	.243
7	42	Jack PASSFIELD (NSW) / Stay Upright Rider Training / MCC Security / Dmoto / GASD Suspension	Yamaha YZF-R6	1:24.699	11 of 14	.973	.348
8	46	Aidan HAYES (NSW) / Hayes Johnston Pty Ltd / Hayes Electrical / YRD / Sheppards Diesel	Yamaha YZF-R6	1:24.733	12 of 15	1.007	.034
9	86	Dallas SKEER (SA) / Penrite Oils / Barry Francis M-c / Suzuki Aust. / Stefs Transport / Nolan Helmets	Suzuki GSXR	1:24.993	12 of 12	1.267	.260
10	44	Thomas BRAMICH (VIC) / Apex / The Bare Bird / Nolan / Ricondi	Yamaha YZF-R6	1:25.362	10 of 10	1.636	.369
11	28	Jack HYDE (NSW) / SSS Developments / YRD / Yamaha Aust. / Tony Hyde / WET4U Racefairings	Yamaha YZF-R6	1:26.007	15 of 15	2.281	.645
12	308	John LYTRAS (QLD) / Caboolture Yamaha / Peregrine / AGV / TCX / Pirelli / RK / Motul / YRD	Yamaha YZF-R6	1:26.064	12 of 13	2.338	.057
13	12	Joel TAYLOR (NSW) / JMT Civil	Yamaha YZF-R6	1:26.190	10 of 10	2.464	.126
14	61	Rhys BELLING (VIC) / LXI Racing / The Grinning Dingo / Yamaha Aust. / YRD / Trilec Services	Yamaha YZF-R6	1:26.899	7 of 13	3.173	.709
15	74	Timothy LARGE (VIC) / RaceCenter / The Grinning Dingo / Ari Helmets / Coach Campbell	Yamaha YZF-R6	1:27.346	5 of 8	3.620	.447
16	96	Luke MITCHELL (NSW) / JNL Racing Yamaha	Yamaha YZF-R6	1:27.690	11 of 15	3.964	.344
17	10	Noel MAHON (VIC) / PROWORX / Blayney M-c / Well Sprung M-c Suspension / Penrite Oil	Kawasaki ZX6R	1:28.309	6 of 13	4.583	.619
18	58	Mitchell KUHNE (QLD) / Shark Leathers / Phresh Ink / Nolan/X-Lite Helmets / TCX Boots / Liqui Moly	Yamaha YZF-R6	1:30.041	15 of 15	6.315	1.732
19	23	Matthew LONG (TAS) / Reds M-cycle Repairs / Michelin / Reardons Maintenance	Yamaha YZF-R6	1:41.670	13 of 15	17.944	11.629

Current qualifying record for SS class - 1:23.384 by Cru HALLIDAY (NSW) on a Yamaha YZF-R6 set on 08/09/18


 Chief Timekeeper - Scott Lang


 Race Director - Tom Williams


 Clerk of Course - Paul Hinds





Winton Motor Raceway

Round 2 : March 12 - 14



AUSTRALIAN SUPERSPORT CHAMPIONSHIP

Practice 1


Date: 12/03/21
 Event: P03
 Weather: Sunny - Temp: 23.8C
 Track: Dry - Temp: 29.4C


Started at: 09:47:50
 Laps: 25 Min
 Starters: 19
 Printed at: 10:24

LAP TIMES

No	Name	Lap 1	Lap 2	Lap 3	Lap 4	Lap 5	Lap 6	Lap 7	Lap 8	Lap 9	Lap 10
96	Luke MITCHELL (NSW)	1:47.292	1:34.496	1:30.602	1:30.140	1:28.896	1:27.797	1:27.798	1:33.487	3:38.481	1:36.895
10		1:27.690	1:28.823	1:28.327	1:29.517	1:31.380					
23	Matthew LONG (TAS)	2:00.204	1:51.182	1:48.780	1:48.486	1:46.031	1:44.480	1:43.838	1:43.804	1:42.764	1:42.689
10		1:43.491	1:43.394	1:41.670	1:42.939	1:42.026					
17	Broc PEARSON (QLD)	1:36.231	1:26.803	1:24.959	1:26.128	1:24.517	1:24.021	1:24.141	9:52.465	1:33.262	1:24.451
10		1:24.158	1:23.726								
46	Aidan HAYES (NSW)	1:37.026	1:27.070	1:26.537	1:27.425	1:26.770	2:23.949	1:34.420	1:26.391	1:26.158	1:25.469
10		1:24.936	1:24.733	1:24.926	3:28.902	1:30.719					
58	Mitchell KUHNE (QLD)	1:46.153	1:35.333	1:33.675	1:32.954	1:32.374	1:33.890	1:32.739	1:31.897	1:33.069	1:31.627
10		1:32.747	1:30.905	1:31.132	1:30.250	1:30.041					
308	John LYTRAS (QLD)	1:35.206	1:27.432	1:26.792	4:25.272	1:34.001	1:26.321	1:26.497	1:26.409	2:53.748	1:47.051
10		1:26.768	1:26.064	1:26.690							
39	Scott NICHOLSON (VIC)	1:31.406	1:25.345	10:10.408	1:29.802	1:24.351	1:25.555	1:24.507	1:24.537	3:08.610	1:31.822
61	Rhys BELLING (VIC)	1:37.062	1:29.684	1:27.794	1:27.395	7:05.464	1:36.536	1:26.899	1:27.176	1:27.132	1:27.087
10		1:27.541	1:27.116	1:35.694							
127	Max STAUFFER (NSW)	1:35.088	1:26.512	1:24.868	1:26.199	4:21.508	1:33.317	1:24.871	1:25.795	1:25.241	1:24.108
10		1:24.590	2:39.267	1:32.262	1:24.258	1:25.696					
10	Noel MAHON (VIC)	1:37.696	1:31.682	1:30.046	1:32.511	1:29.117	1:28.309	1:29.295	2:48.878	1:38.643	1:29.376
10		1:29.517	1:29.074	1:28.731							
86	Dallas SKEER (SA)	2:51.823	1:34.197	1:27.383	1:26.361	1:25.982	1:26.373	1:25.647	7:03.070	1:32.654	1:25.839
10		1:25.202	1:24.993								
74	Timothy LARGE (VIC)	1:36.160	1:29.158	1:28.072	1:29.723	1:27.346	1:29.274	1:28.258	1:29.683		
28	Jack HYDE (NSW)	1:40.430	1:32.094	2:00.377	1:35.994	1:28.844	1:27.433	2:40.635	1:51.727	1:27.146	1:26.602
10		1:27.319	1:27.089	1:56.944	1:33.640	1:26.007					
42	Jack PASSFIELD (NSW)	1:37.639	1:27.726	1:28.325	1:26.795	1:26.668	1:25.990	5:12.890	1:38.427	1:27.153	1:25.635
10		1:24.699	1:24.996	1:30.120	1:25.676						
26	Tom EDWARDS (NSW)	16:54.914	1:33.652	1:26.139	1:24.271	1:24.015					
44	Thomas BRAMICH (VIC)	1:39.489	1:28.880	1:27.280	1:27.504	1:26.396	10:13.921	1:39.791	1:26.505	1:25.524	1:25.362
68	Luke POWER (VIC)	1:26.923	1:27.521	5:46.128	1:31.249	1:24.986	1:25.249	1:31.898	1:25.164	1:24.496	3:31.645
10		1:28.859	1:24.098								
12	Joel TAYLOR (NSW)	1:35.596	1:29.427	1:27.864	1:27.011	1:26.654	4:20.816	1:31.652	1:27.093	1:26.804	1:26.190
85	Ty LYNCH (SA)	1:32.637	1:26.554	1:26.192	1:26.224	1:27.512	1:26.126	1:24.844	3:33.400	1:31.242	1:23.762
10		1:24.278									


 Chief Timekeeper - Scott Lang


 Race Director - Tom Williams


 Clerk of Course - Paul Hinds





Winton Motor Raceway

Round 2 : March 12 - 14



AUSTRALIAN SUPERSPORT CHAMPIONSHIP

Practice 1

Date: 12/03/21
 Event: P03
 Weather: Sunny - Temp: 23.8C
 Track: Dry - Temp: 29.4C

Started at: 09:47:50
 Laps: 25 Min
 Starters: 19
 Printed at: 10:24

SPLIT TIMES

Lap	Split 1	Split 2	Split 3	Split 4	Lap Time	Spd	Lap	Split 1	Split 2	Split 3	Split 4	Lap Time	Spd
96 Luke MITCHELL (NSW) (16th)							11	11.828	14.209	30.356	27.765	1:24.158	213
1	19.184	18.967	36.639	32.502	1:47.292 P		12	11.623	14.107	30.243	27.753	1:23.726	212
2	13.287	16.352	34.110	30.747	1:34.496	195	46 Aidan HAYES (NSW) (8th)						
3	12.603	15.583	32.617	29.799	1:30.602	206	1	17.315	16.636	33.725	29.350	1:37.026 P	
4	12.503	15.476	32.538	29.623	1:30.140	208	2	12.247	14.730	31.457	28.636	1:27.070	211
5	12.476	15.006	32.115	29.299	1:28.896	207	3	12.155	14.657	31.378	28.347	1:26.537	213
6	12.186	14.749	31.674	29.188	1:27.797	208	4	12.134	14.743	31.662	28.886	1:27.425	212
7	12.222	14.770	31.823	28.983	1:27.798	208	5	12.232	14.710	31.323	28.505	1:26.770	212
8	12.218	15.220	36.137	29.912	1:33.487	208	6	12.767	15.037	31.510	1:24.635	2:23.949	211
9	12.501	15.559	33.893	2:36.528	3:38.481	206	7	18.867	15.061	31.493	28.999	1:34.420 P	
10	17.455	16.208	33.574	29.658	1:36.895 P		8	12.026	14.610	31.316	28.439	1:26.391	211
11	12.224	14.726	31.839	28.901	1:27.690	206	9	12.054	14.470	31.217	28.417	1:26.158	212
12	12.471	14.957	32.085	29.310	1:28.823	208	10	11.960	14.476	30.873	28.160	1:25.469	211
13	12.255	14.867	32.011	29.194	1:28.327	208	11	11.990	14.384	30.533	28.029	1:24.936	211
14	12.194	15.058	32.673	29.592	1:29.517	208	12	11.918	14.283	30.550	27.982	1:24.733	212
15	12.467	15.555	33.430	29.928	1:31.380	208	13	11.813	14.253	30.769	28.091	1:24.926	212
23 Matthew LONG (TAS) (19th)							14	11.801	14.331	31.341	2:31.429	3:28.902	213
1	19.622	21.387	42.708	36.487	2:00.204 P		15	16.309	14.678	31.326	28.406	1:30.719 P	
2	16.156	19.678	40.961	34.387	1:51.182	188	58 Mitchell KUHNE (QLD) (18th)						
3	15.784	19.678	39.696	33.622	1:48.780	188	1	17.320	16.769	40.126	31.938	1:46.153 P	
4	15.691	19.052	39.933	33.810	1:48.486	195	2	13.338	16.321	35.220	30.454	1:35.333	208
5	15.214	18.783	38.858	33.176	1:46.031	198	3	12.906	16.297	34.614	29.858	1:33.675	211
6	15.237	18.321	38.114	32.808	1:44.480	202	4	12.857	15.887	34.391	29.819	1:32.954	210
7	15.004	18.186	37.960	32.688	1:43.838	206	5	12.957	15.614	33.928	29.875	1:32.374	212
8	14.941	18.023	38.080	32.760	1:43.804	206	6	12.993	15.783	34.890	30.224	1:33.890	210
9	14.763	17.775	37.533	32.693	1:42.764	200	7	12.785	15.892	34.005	30.057	1:32.739	209
10	14.872	17.996	37.456	32.365	1:42.689	200	8	12.728	15.897	33.534	29.738	1:31.897	208
11	15.072	17.975	37.821	32.623	1:43.491	194	9	12.715	15.920	34.637	29.797	1:33.069	208
12	14.699	18.137	37.795	32.763	1:43.394	205	10	12.697	15.641	33.469	29.820	1:31.627	210
13	14.620	17.327	37.362	32.361	1:41.670	201	11	13.816	15.825	33.496	29.610	1:32.747	208
14	14.934	17.778	37.961	32.266	1:42.939	201	12	12.544	15.584	33.315	29.462	1:30.905	209
15	14.565	17.296	37.511	32.654	1:42.026	206	13	12.385	15.390	33.794	29.563	1:31.132	211
17 Broc PEARSON (QLD) (1st)							14	12.400	15.515	32.924	29.411	1:30.250	209
1	17.273	16.600	33.101	29.257	1:36.231 P		15	12.556	15.357	32.978	29.150	1:30.041	209
2	12.267	14.955	31.338	28.243	1:26.803	208	308 John LYTRAS (QLD) (12th)						
3	11.953	14.415	30.818	27.773	1:24.959	211	1	16.221	15.939	33.418	29.628	1:35.206 P	
4	12.069	14.591	31.531	27.937	1:26.128	216	2	12.353	15.015	31.749	28.315	1:27.432	215
5	11.734	14.254	30.543	27.986	1:24.517	211	3	12.314	14.944	31.458	28.076	1:26.792	216
6	11.709	14.216	30.355	27.741	1:24.021	212	4	12.083	14.801	30.982	3:27.406	4:25.272	214
7	11.713	14.215	30.500	27.713	1:24.141	212	5	18.326	15.289	31.895	28.491	1:34.001 P	
8	12.503	15.384	32.269	8:52.309	9:52.465	213	6	12.194	14.679	31.191	28.257	1:26.321	215
9	18.605	14.955	31.298	28.404	1:33.262 P		7	12.115	14.917	31.192	28.273	1:26.497	215
10	11.783	14.311	30.478	27.879	1:24.451	211							

Scott Laing
 Chief Timekeeper - Scott Laing

Tom Williams
 Race Director - Tom Williams

Paul Hinds
 Clerk of Course - Paul Hinds





Winton Motor Raceway

Round 2 : March 12 - 14



AUSTRALIAN SUPERSPORT CHAMPIONSHIP

Practice 1

Date: 12/03/21
 Event: P03
 Weather: Sunny - Temp: 23.8C
 Track: Dry - Temp: 29.4C

Started at: 09:47:50
 Laps: 25 Min
 Starters: 19
 Printed at: 10:24

SPLIT TIMES

Lap	Split 1	Split 2	Split 3	Split 4	Lap Time	Spd	Lap	Split 1	Split 2	Split 3	Split 4	Lap Time	Spd
8	12.096	14.740	31.321	28.252	1:26.409	216	11	12.190	14.169	30.693	27.538	1:24.590	218
9	12.173	14.887	31.136	1:55.552	2:53.748	214	12	12.203	14.681	33.120	1:39.263	2:39.267	219
10	20.897	19.022	38.572	28.560	1:47.051 P		13	18.382	14.625	31.316	27.939	1:32.262 P	
11	12.362	14.795	31.227	28.384	1:26.768	216	14	11.977	14.233	30.481	27.567	1:24.258	218
12	12.165	14.637	31.027	28.235	1:26.064	216	15	11.747	14.195	31.987	27.767	1:25.696	219
13	11.992	14.812	31.089	28.797	1:26.690	215							
39 Scott NICHOLSON (VIC) (6th)							10 Noel MAHON (VIC) (17th)						
1	15.646	14.680	31.782	29.298	1:31.406 P		1	16.329	16.261	35.007	30.099	1:37.696 P	
2	11.913	14.094	30.912	28.426	1:25.345	211	2	13.238	15.384	33.042	30.018	1:31.682	208
3	12.001	14.077	30.941	9:13.389	10:10.408	212	3	12.601	15.057	32.576	29.812	1:30.046	209
4	16.002	14.342	31.232	28.226	1:29.802 P		4	12.979	15.868	33.932	29.732	1:32.511	207
5	11.758	13.934	30.590	28.069	1:24.351	211	5	12.529	15.141	32.260	29.187	1:29.117	208
6	11.767	14.015	30.391	29.382	1:25.555	211	6	12.338	14.961	31.989	29.021	1:28.309	209
7	11.849	14.033	30.528	28.097	1:24.507	212	7	12.514	15.087	32.366	29.328	1:29.295	209
8	11.721	14.088	30.632	28.096	1:24.537	211	8	12.398	16.383	33.979	1:46.118	2:48.878	208
9	11.786	14.307	31.741	2:10.776	3:08.610	213	9	21.214	15.492	32.696	29.241	1:38.643 P	
10	18.403	14.618	30.753	28.048	1:31.822 P		10	12.404	15.080	32.651	29.241	1:29.376	209
							11	12.852	15.223	32.472	28.970	1:29.517	209
							12	12.597	15.089	32.430	28.958	1:29.074	208
							13	12.342	14.888	32.326	29.175	1:28.731	209
61 Rhys BELLING (VIC) (14th)							86 Dallas SKEER (SA) (9th)						
1	16.759	15.745	33.525	31.033	1:37.062 P		1	16.440	15.853	33.824	1:45.706	2:51.823 P	
2	12.557	15.014	32.519	29.594	1:29.684	201	2	17.721	15.329	32.022	29.125	1:34.197 P	
3	12.079	14.662	32.152	28.901	1:27.794	210	3	12.225	14.756	31.662	28.740	1:27.383	214
4	12.049	14.591	31.911	28.844	1:27.395	209	4	12.084	14.542	31.312	28.423	1:26.361	210
5	12.179	14.696	31.966	6:06.623	7:05.464	209	5	12.022	14.488	31.179	28.293	1:25.982	210
6	18.791	15.530	33.100	29.115	1:36.536 P		6	11.904	14.360	31.720	28.389	1:26.373	210
7	12.091	14.556	31.442	28.810	1:26.899	208	7	11.953	14.345	31.165	28.184	1:25.647	210
8	12.106	14.657	31.613	28.800	1:27.176	210	8	12.162	14.757	32.026	6:04.125	7:03.070	210
9	12.033	14.552	31.765	28.782	1:27.132	210	9	16.821	15.083	31.959	28.791	1:32.654 P	
10	12.155	14.654	31.644	28.634	1:27.087	208	10	12.198	14.447	30.925	28.269	1:25.839	210
11	12.129	14.662	31.849	28.901	1:27.541	209	11	11.854	14.400	30.942	28.006	1:25.202	210
12	12.104	14.703	31.600	28.709	1:27.116	208	12	11.838	14.249	30.891	28.015	1:24.993	210
13	12.331	19.933	33.416	30.014	1:35.694	209							
127 Max STAUFFER (NSW) (5th)							74 Timothy LARGE (VIC) (15th)						
1	16.012	15.306	32.373	31.397	1:35.088 P		1	16.215	16.174	34.366	29.405	1:36.160 P	
2	12.012	14.646	31.885	27.969	1:26.512	217	2	12.194	14.915	32.900	29.149	1:29.158	210
3	11.859	14.316	30.975	27.718	1:24.868	219	3	12.188	15.056	31.945	28.883	1:28.072	207
4	11.795	14.211	30.972	29.221	1:26.199	218	4	12.173	14.777	31.979	30.794	1:29.723	211
5	12.053	14.523	31.331	3:23.601	4:21.508	217	5	12.212	14.683	31.795	28.656	1:27.346	211
6	17.543	15.661	32.129	27.984	1:33.317 P		6	12.462	14.930	32.606	29.276	1:29.274	210
7	11.837	14.420	30.796	27.818	1:24.871	218	7	12.144	14.525	31.630	29.959	1:28.258	211
8	12.316	14.704	31.021	27.754	1:25.795	218	8	12.472	14.801	32.164	30.246	1:29.683	197
9	11.762	14.240	30.512	28.727	1:25.241	219							
10	11.618	14.217	30.530	27.743	1:24.108	218							

Scott Laing
 Chief Timekeeper - Scott Laing

Tom Williams
 Race Director - Tom Williams

Paul Hinds
 Clerk of Course - Paul Hinds





Winton Motor Raceway

Round 2 : March 12 - 14



AUSTRALIAN SUPERSPORT CHAMPIONSHIP

Practice 1

Date: 12/03/21
 Event: P03
 Weather: Sunny - Temp: 23.8C
 Track: Dry - Temp: 29.4C

Started at: 09:47:50
 Laps: 25 Min
 Starters: 19
 Printed at: 10:24

SPLIT TIMES

Lap	Split 1	Split 2	Split 3	Split 4	Lap Time	Spd	Lap	Split 1	Split 2	Split 3	Split 4	Lap Time	Spd
28 Jack HYDE (NSW) (11th)							5	12.096	14.641	31.215	28.444	1:26.396	216
1	17.991	17.163	35.118	30.158	1:40.430 P		6	12.041	14.525	31.217	9:16.138	10:13.921	215
2	12.696	16.183	33.783	29.432	1:32.094	210	7	23.293	15.710	31.844	28.944	1:39.791 P	
3	12.424	16.470	32.905	58.578	2:00.377	211	8	12.141	14.678	31.190	28.496	1:26.505	213
4	19.158	15.334	32.357	29.145	1:35.994 P		9	<u>11.982</u>	<u>14.431</u>	30.996	28.115	1:25.524	214
5	12.198	15.576	32.292	28.778	1:28.844	212	10	12.017	14.454	<u>30.900</u>	<u>27.991</u>	<u>1:25.362</u>	216
6	<u>11.999</u>	14.959	31.742	28.733	1:27.433	211	68 Luke POWER (VIC) (4th)						
7	12.570	15.577	32.645	1:39.843	2:40.635	211	1					1:26.923	
8	21.494	22.648	38.417	29.168	1:51.727 P		2					1:27.521	
9	12.015	14.907	31.359	28.865	1:27.146	210	3					5:46.128	
10	12.034	14.862	31.308	28.398	1:26.602	213	4	16.432	14.537	30.932	29.348	1:31.249 P	
11	12.178	15.278	31.424	28.439	1:27.319	210	5	12.059	14.421	30.564	27.942	1:24.986	213
12	12.017	14.880	31.590	28.602	1:27.089	212	6	11.903	14.192	30.673	28.481	1:25.249	215
13	12.099	14.839	31.507	58.499	1:56.944	212	7	11.990	14.302	31.166	34.440	1:31.898	215
14	18.220	15.400	31.481	28.539	1:33.640 P		8	11.933	14.248	30.783	28.200	1:25.164	213
15	12.100	<u>14.594</u>	<u>30.933</u>	<u>28.380</u>	<u>1:26.007</u>	211	9	11.890	14.191	30.507	27.908	1:24.496	212
42 Jack PASSFIELD (NSW) (7th)							10	11.863	14.246	30.547	2:34.989	3:31.645	214
1	17.314	16.760	33.808	29.757	1:37.639 P		11	14.649	14.378	31.373	28.459	1:28.859 P	
2	12.352	15.039	31.762	28.573	1:27.726	208	12	<u>11.775</u>	<u>14.136</u>	<u>30.386</u>	<u>27.801</u>	<u>1:24.098</u>	216
3	12.023	14.903	32.840	28.559	1:28.325	210	12 Joel TAYLOR (NSW) (13th)						
4	12.176	14.838	31.304	28.477	1:26.795	209	1	16.286	16.228	33.381	29.701	1:35.596 P	
5	12.010	14.720	31.476	28.462	1:26.668	210	2	12.630	15.208	32.306	29.283	1:29.427	206
6	11.950	14.662	31.243	28.135	1:25.990	210	3	12.199	14.816	31.898	28.951	1:27.864	207
7	12.076	15.690	33.920	4:11.204	5:12.890	211	4	12.080	14.483	31.610	28.838	1:27.011	208
8	19.404	16.434	33.103	29.486	1:38.427 P		5	12.165	<u>14.416</u>	31.411	28.662	1:26.654	208
9	12.394	15.045	31.347	28.367	1:27.153	209	6	12.179	14.492	32.096	3:22.049	4:20.816	210
10	11.930	14.529	30.849	28.327	1:25.635	209	7	15.533	14.927	32.195	28.997	1:31.652 P	
11	11.766	<u>14.366</u>	30.537	<u>28.030</u>	<u>1:24.699</u>	211	8	12.178	14.446	31.519	28.950	1:27.093	207
12	<u>11.733</u>	14.410	<u>30.522</u>	28.331	1:24.996	211	9	12.160	14.613	31.273	28.758	1:26.804	208
13	12.092	14.872	34.243	28.913	1:30.120	210	10	<u>11.988</u>	14.470	<u>31.189</u>	<u>28.543</u>	<u>1:26.190</u>	207
14	11.971	14.569	30.627	28.509	1:25.676	211	26 Tom EDWARDS (NSW) (3rd)						
1	15.813	15.204	32.135	15:51.762	16:54.914 P		1	16.164	15.437	31.833	29.203	1:32.637 P	
2	18.183	15.466	31.662	28.341	1:33.652 P		2	12.164	14.553	31.445	28.392	1:26.554	211
3	12.928	14.416	30.889	27.906	1:26.139	216	3	11.969	14.480	31.013	28.730	1:26.192	211
4	11.726	14.282	<u>30.347</u>	27.916	1:24.271	218	4	12.087	14.358	31.428	28.351	1:26.224	212
5	<u>11.559</u>	<u>14.198</u>	30.388	<u>27.870</u>	<u>1:24.015</u>	217	5	11.782	14.387	32.882	28.461	1:27.512	211
44 Thomas BRAMICH (VIC) (10th)							6	11.640	14.289	30.991	29.206	1:26.126	216
1	17.931	16.700	34.840	30.018	1:39.489 P		7	11.766	14.297	30.646	28.135	1:24.844	211
2	12.264	15.111	32.473	29.032	1:28.880	214	8	11.618	14.253	30.711	2:36.818	3:33.400	212
3	12.008	14.661	32.107	28.504	1:27.280	214	9	17.678	14.251	31.423	27.890	1:31.242 P	
4	12.113	14.480	31.585	29.326	1:27.504	216	10	11.680	<u>14.135</u>	<u>30.175</u>	27.772	<u>1:23.762</u>	212
							11	<u>11.579</u>	14.209	30.725	<u>27.765</u>	1:24.278	213

Scott Laing
 Chief Timekeeper - Scott Laing

Tom Williams
 Race Director - Tom Williams

Paul Hinds
 Clerk of Course - Paul Hinds





Winton Motor Raceway

Round 2 : March 12 - 14



AUSTRALIAN SUPERSPORT CHAMPIONSHIP


Practice 1


Date: 12/03/21
 Event: P03
 Weather: Sunny - Temp: 23.8C
 Track: Dry - Temp: 29.4C


Started at: 09:47:50
 Laps: 25 Min
 Starters: 19
 Printed at: 10:24

FASTEST LAPS SEQUENCE

Race Time	No	Name	Machine	Fastest Lap	On Lap
1:45.903	17	Broc PEARSON (QLD)	Yamaha YZF-R6	1:36.231	1
1:49.943	308	John LYTRAS (QLD)	Yamaha YZF-R6	1:35.206	1
1:59.561	39	Scott NICHOLSON (VIC)	Yamaha YZF-R6	1:31.406	1
3:12.706	17	Broc PEARSON (QLD)	Yamaha YZF-R6	1:26.803	2
3:24.906	39	Scott NICHOLSON (VIC)	Yamaha YZF-R6	1:25.345	2
4:37.665	17	Broc PEARSON (QLD)	Yamaha YZF-R6	1:24.959	3
4:55.251	127	Max STAUFFER (NSW)	Yamaha YZF-R6	1:24.868	3
7:28.310	17	Broc PEARSON (QLD)	Yamaha YZF-R6	1:24.517	5
8:52.331	17	Broc PEARSON (QLD)	Yamaha YZF-R6	1:24.021	6
17:57.113	85	Ty LYNCH (SA)	Yamaha YZF-R6	1:23.762	10
25:54.534	17	Broc PEARSON (QLD)	Yamaha YZF-R6	1:23.726	12


 Chief Timekeeper - Scott Lang


 Race Director - Tom Williams


 Clerk of Course - Paul Hinds





Winton Motor Raceway

Round 2 : March 12 - 14



AUSTRALIAN SUPERSPORT CHAMPIONSHIP

Practice 1

Date: 12/03/21
 Event: P03
 Weather: Sunny - Temp: 23.8C
 Track: Dry - Temp: 29.4C

Started at: 09:47:50
 Laps: 25 Min
 Starters: 19
 Printed at: 10:24

BEST PARTIAL TIMES

Pos	Split 1		Split 2		Split 3		Split 4		LAP		Ideal	Fastest
	Name	Time	Name	Time	Name	Time	Name	Time	Name			
1	T. EDWARDS	11.559	S. NICHOLSO	13.934	T. LYNCH	30.175	M. STAUFFER	27.538	T. LYNCH	1:23.654	1:23.762	
2	T. LYNCH	11.579	B. PEARSON	14.107	B. PEARSON	30.243	B. PEARSON	27.713	B. PEARSON	1:23.686	1:23.726	
3	M. STAUFFER	11.618	T. LYNCH	14.135	T. EDWARDS	30.347	T. LYNCH	27.765	M. STAUFFER	1:23.806	1:24.108	
4	B. PEARSON	11.623	L. POWER	14.136	L. POWER	30.386	L. POWER	27.801	T. EDWARDS	1:23.974	1:24.015	
5	S. NICHOLSO	11.721	M. STAUFFER	14.169	S. NICHOLSO	30.391	T. EDWARDS	27.870	S. NICHOLSO	1:24.094	1:24.351	
6	J. PASSFIELD	11.733	T. EDWARDS	14.198	M. STAUFFER	30.481	A. HAYES	27.982	L. POWER	1:24.098	1:24.098	
7	L. POWER	11.775	D. SKEER	14.249	J. PASSFIELD	30.522	T. BRAMICH	27.991	A. HAYES	1:24.569	1:24.733	
8	A. HAYES	11.801	A. HAYES	14.253	A. HAYES	30.533	D. SKEER	28.006	J. PASSFIELD	1:24.651	1:24.699	
9	D. SKEER	11.838	J. PASSFIELD	14.366	D. SKEER	30.891	J. PASSFIELD	28.030	D. SKEER	1:24.984	1:24.993	
10	J. TAYLOR	11.900	J. TAYLOR	14.416	T. BRAMICH	30.900	S. NICHOLSO	28.048	T. BRAMICH	1:25.304	1:25.362	
11	T. LARGE	11.940	T. BRAMICH	14.431	J. HYDE	30.933	J. LYTRAS	28.076	J. LYTRAS	1:25.687	1:26.064	
12	T. BRAMICH	11.982	T. LARGE	14.525	J. LYTRAS	30.982	J. HYDE	28.380	J. HYDE	1:25.906	1:26.007	
13	J. LYTRAS	11.992	R. BELLING	14.552	J. TAYLOR	31.189	J. TAYLOR	28.543	J. TAYLOR	1:26.048	1:26.190	
14	J. HYDE	11.999	J. HYDE	14.594	R. BELLING	31.442	R. BELLING	28.634	R. BELLING	1:26.661	1:26.899	
15	R. BELLING	12.033	J. LYTRAS	14.637	T. LARGE	31.630	T. LARGE	28.656	T. LARGE	1:26.751	1:27.346	
16	L. MITCHELL	12.186	L. MITCHELL	14.726	L. MITCHELL	31.674	L. MITCHELL	28.901	L. MITCHELL	1:27.487	1:27.690	
17	N. MAHON	12.338	N. MAHON	14.888	N. MAHON	31.989	N. MAHON	28.958	N. MAHON	1:28.173	1:28.309	
18	M. KUHNE	12.385	M. KUHNE	15.318	M. KUHNE	32.924	M. KUHNE	29.150	M. KUHNE	1:29.777	1:30.041	
19	M. KUHNE	13.278	M. KUHNE	15.912	M. KUHNE	33.018	M. KUHNE	32.005	M. KUHNE	1:34.213	1:34.371	
20	J. TAYLOR	13.497	J. TAYLOR	16.119	S. NICHOLSO	34.067	M. LONG	32.266	J. TAYLOR	1:36.330	1:36.742	
21	S. NICHOLSO	13.804	B. PEARSON	16.185	J. TAYLOR	34.307	J. TAYLOR	32.407	S. NICHOLSO	1:37.134	1:37.418	
22	B. PEARSON	13.862	B. PEARSON	16.185	B. PEARSON	35.085	B. PEARSON	32.992	B. PEARSON	1:38.124	1:38.194	
23	B. PEARSON	13.862	S. NICHOLSO	16.214	B. PEARSON	35.085	B. PEARSON	32.992	B. PEARSON	1:38.124	1:38.194	
24	T. EDWARDS	14.266	M. LONG	17.296	T. EDWARDS	36.411	S. NICHOLSO	33.049	M. LONG	1:41.489	1:41.670	
25	M. LONG	14.565	T. EDWARDS	17.452	M. LONG	37.362	T. EDWARDS	33.478	T. EDWARDS	1:41.607	1:42.084	
26	T. BRAMICH	19.594	T. BRAMICH	23.607	T. BRAMICH	48.813	T. BRAMICH	42.689	T. BRAMICH	2:14.703	2:14.993	

Scott Lang
 Chief Timekeeper - Scott Lang

Tom Williams
 Race Director - Tom Williams

Paul Hinds
 Clerk of Course - Paul Hinds





Winton Motor Raceway
Round 2 : March 12 - 14



ASBK.COM.AU f t i y

AUSTRALIAN SUPERSPORT CHAMPIONSHIP


Practice 1

Date: 12/03/21
Event: P03
Weather: Sunny - Temp: 23.8C
Track: Dry - Temp: 29.4C


Started at: 09:47:50
Laps: 25 Min
Starters: 19
Printed at: 10:24

RACE INFORMATION


Time	Description
09:47:50	Event Start
09:51:47	Rider 68 (Luke POWER) BLACK FLAG - NO TRANSPONDER
10:00:06	Track temps : Finish - 29.8 / Int 1 - 29.5 / Int 2 - 29.6 / Int 3 - 28.3
10:06:58	Rider 12 (Joel TAYLOR) BLACK FLAG - REPORT TO RACE CONTROL
10:12:55	Chequered Flag
10:16:14	Event Finish



Chief Timekeeper - Scott Lang



Race Director - Tom Williams



Clerk of Course - Paul Hinds



www.computime.com.au
COMPUTIME RACE TIMING SYSTEMS PTY LTD

